

Spooky Halloween Ghost Pizza

609.00g / Portions: 1 / Per Portion: 609.00g

This spooky pizza is topped with ghost shapes made of mozzarella cheese - perfect for your Halloween party!

<http://allrecipes.co.uk/recipe/37174/halloween-ghost-pizza.aspx>

Ingredients




Item	Qty	Unit
Ready-made pizza base	1	each
Passata	120	ml
Mozzarella ball	1	each
Black Olives	6	each
Total Cost		

Timing

Prep Time:	00:05
Cook Time:	00:10



Allergens

Milk 	(Mozzarella ball)
Gluten (Undefined) 	(Ready-made pizza base)
Wheat 	(Ready-made pizza base)
No allergens present	

Nutrients	Portion	100g
Energy	1113.27kcal	182.80kcal
Salt	8.25g	1.36g
Fat	37.17g	6.10g
Saturated fat	18.09g	2.97g
Carbohydrate	141.80g	23.28g
Sugar	8.96g	1.47g
Protein	47.04g	7.72g
Fibre	10.86g	1.78g

Method

1. Preheat oven to 200 C / Gas 5.
2. Place pizza base on a baking tray. Brush tomato passata over the top of the base, leaving 1cm border.
3. Cut mozzarella slices with a ghost shape cookie cutter. Arrange over pizza; add chopped olives to make eyes and sliced olives to make the mouth.
4. Position the remaining olives, cut-side down, and position 4 spider legs on either side.
5. Bake in the oven for 10 minutes, or until cheese is bubbly.